

Reification

Scheduling your visit

To visit one of the virtual studios at SF Design Week this year, you must first register. For each studio experience, there is an associated event page where you can sign up through Eventbrite.

Register

Reification.io Guided VR Tour with One Ha...
Wed, Jun 24, 2020 2:00 PM - 5:00 PM PDT

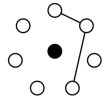
[Enter promo code](#)

One Hat One Hand VR tour 2:00 - 2:30pm	Sales start in 13 hours
Free	

One Hat One Hand VR tour 2:30 - 3:00pm	Sales start in 13 hours
Free	

[Register](#)

[Attend by registering for your All-Access Pass](#)



Reification

Upon registration, you will receive an initial confirmation email from Reification.

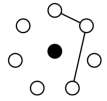
SFDW signup confirmation email

Hi <Guest Person>,

This email is to confirm your virtual visit to <Studio-Awesome's Triumphal Arch> at <1am Monday 15th June>.

Before your visit to <Kuth-Ranieri> you will receive another email outlining the instructions for how to download and use the ReVision service.

Regards,
Reification



Reification

The day before your scheduled visit, you will receive a follow up email which will include

- a download link
- your password
- links to additional info for your upcoming visit

Hi <Guest Person>,

Thank you for registering for a virtual visit to <Studio-Awesome's Triumphal Arch> at <1am Monday 15th June>.

In order to visit this virtual design, you must first download your client viewer. This client viewer will work from either your computer, or a supported VR headsets. Download your [Windows executable here](#) or [Mac application here](#).

Once downloaded you will be prompted to enter a password. This password is registered for the specific time slot requested during your Eventbrite booking. You will not be able to enter the experience outside of that time. You will also only be able to join from one device concurrently.

Your password is <password>

Please keep track of this password as you will not be able to enter the experience without it!

We hope your virtual experience at SF Design Week is extraordinary, and that your studio tour becomes a highlight.

Regards,
Reification

Additional Links and Support

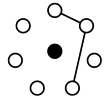
[Getting Started, episode 1 - A quick walk through of setting up your application](#)

[Getting Started, episode 2: Navigating a VR experience](#)

[Getting Started, episode 3: Navigating a desktop experience](#)

[System requirements - find out what will and will not work](#)

If you require technical assistance [check our FAQ](#)



Reification

Preparing for your visit

To begin preparing for your visit, choose the download link matching your operating system.

Clicking that link will take you to a Sync hosted download page.*

*Creating a Sync account is not required to download.

Hi <Guest Person>,

Thank you for registering for a virtual visit to <Studio-Awesome's Triumphal Arch> at <1am Monday 15th June>.

In order to visit this virtual design, you must first download your client viewer. This client viewer will work from either your computer, or a supported VR headsets. Download your [Windows executable here](#) or [Mac application here](#).

Once downloaded you will be prompted to enter a password. This password is registered for the specific time slot requested during your Eventbrite booking. You will not be able to enter the experience outside of that time. You will also only be able to join from one device concurrently.

Your password is <password>
Please keep track of this password as you will not be able to enter the experience without it!

We hope your virtual experience at SF Design Week is extraordinary, and that your studio tour becomes a highlight.

Regards,
Reification

Additional Links and Support

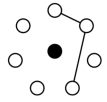
[Getting Started, episode 1 - A quick walk through of setting up your application](#)

[Getting Started, episode 2: Navigating a VR experience](#)

[Getting Started, episode 3: Navigating a desktop experience](#)

[System requirements - find out what will and will not work](#)

If you require technical assistance [check our FAQ](#)



Reification

Download the application.

The same application will work for a computer or VR headset.

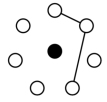
If entering from a computer, please have a two-button mouse with scroll wheel and pair of headphones available.

Mac trackpad currently not supported.



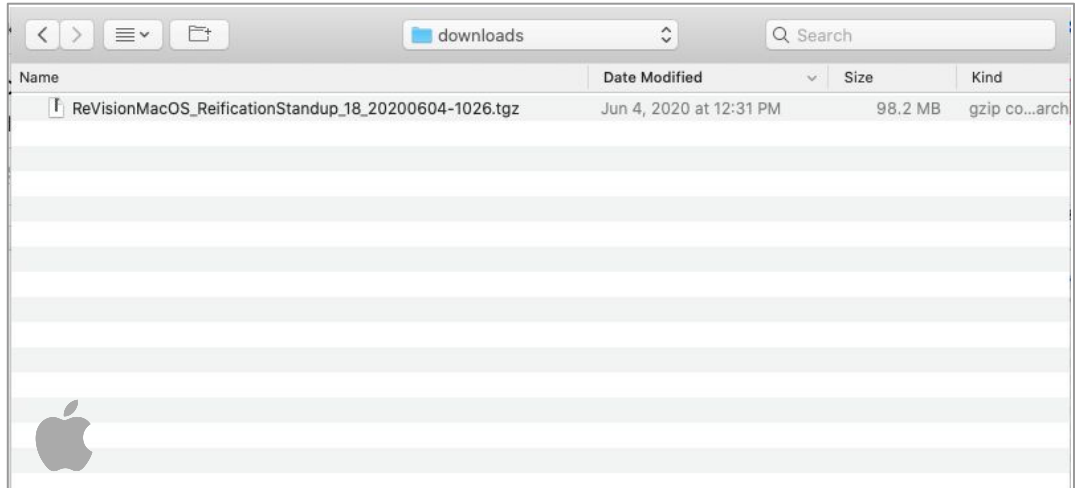
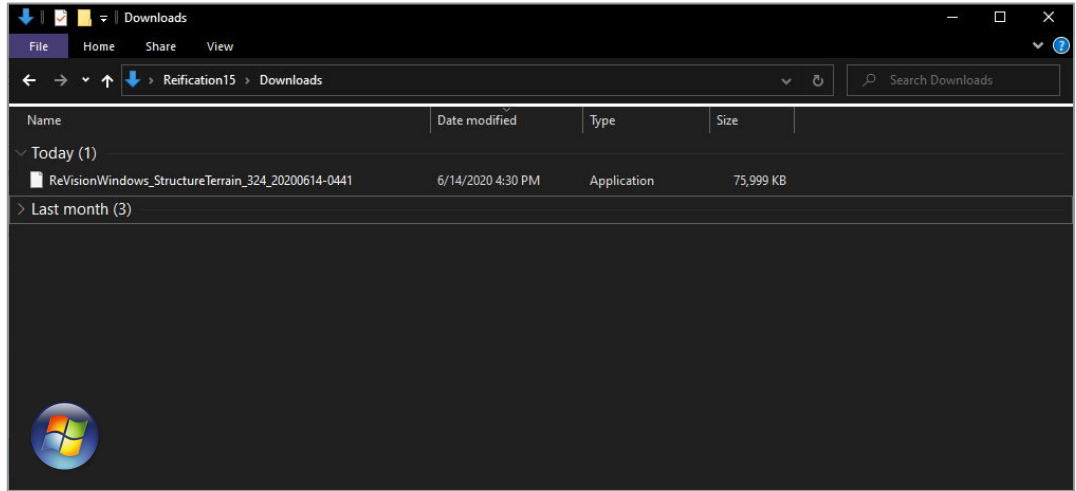
Sonoma-MacOS-15-May-2020.zip - 428 MB

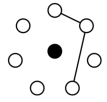




Reification

A copy of your ReVision application can then be found in your download directory

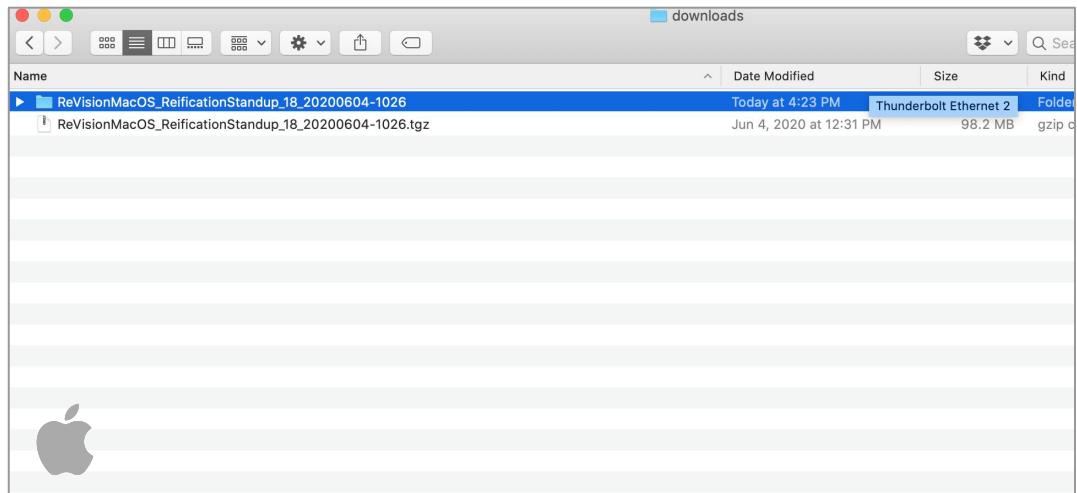
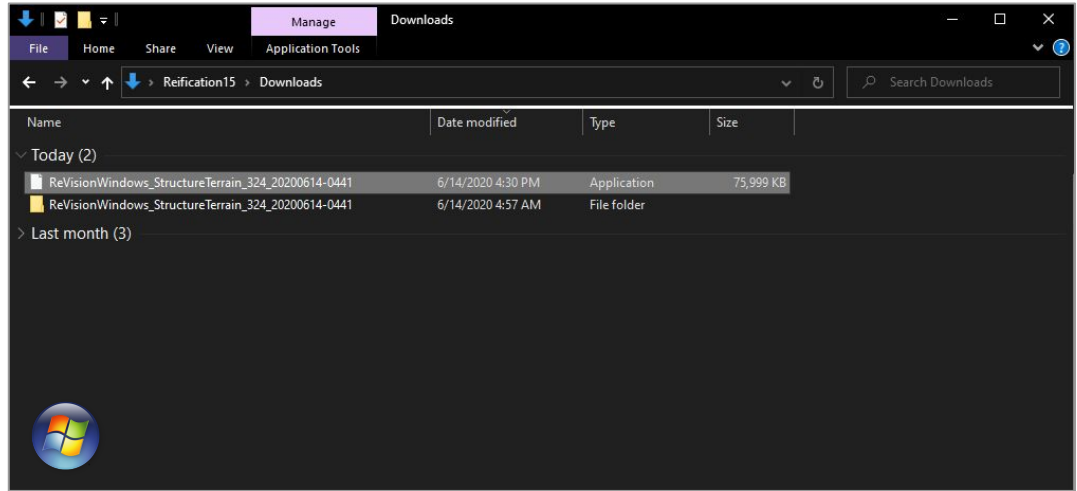


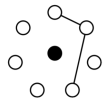


Reification

Double clicking that file will run the extraction, creating a folder of the same name directly beside it in that directory.

If a security warning appears and you need help, [click here](#).

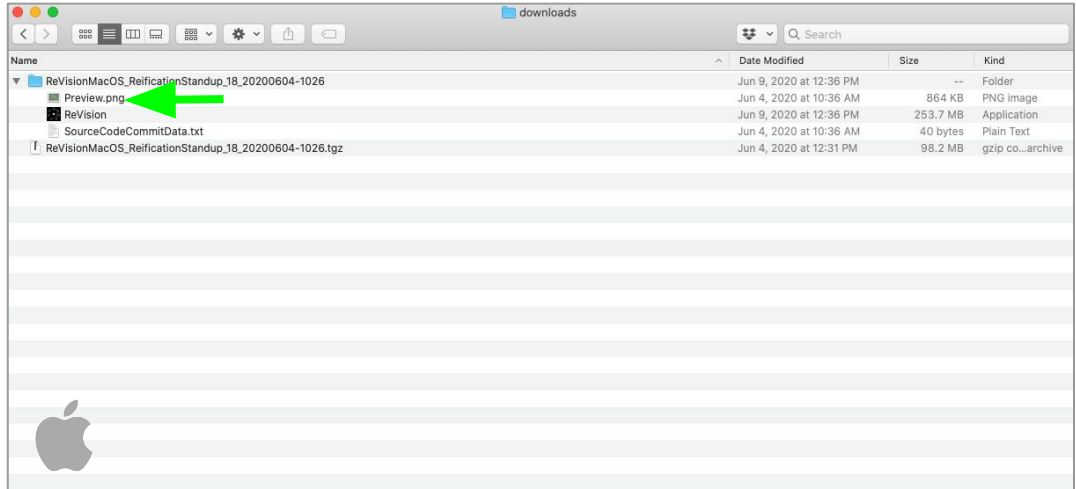
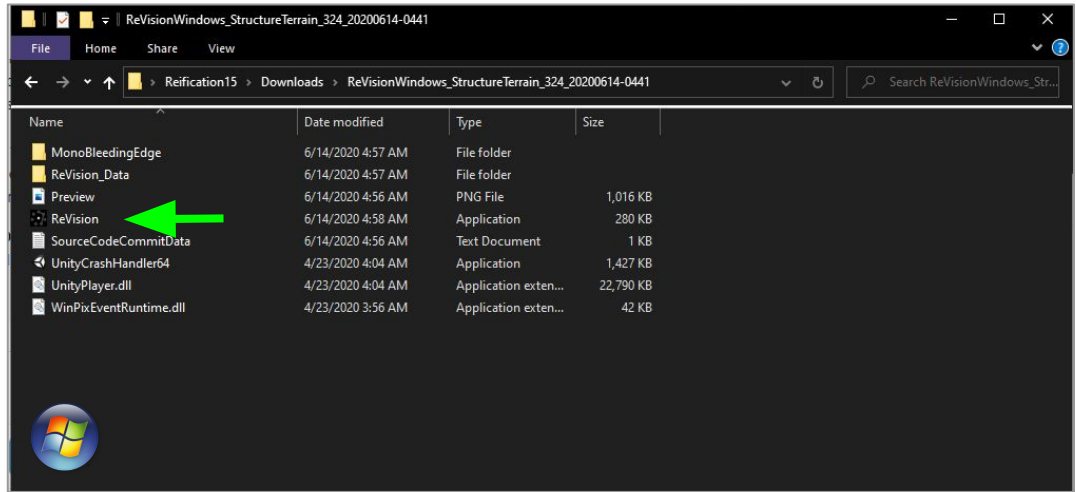


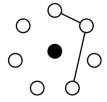


Reification

Within that folder, you will find the ReVision application.

Double click to launch your experience.




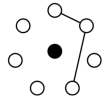


Reification

When the application launches, it will prompt you for your username and your password.

- You password is only valid for the session scheduled
- Your session name is how you will appear to others
- When your scheduled session ends the application will leave the experience.





Reification

Have fun!

You can find additional resources about this experience here:

- [Getting Started, episode 2: Navigating a VR experience](#)
- [Getting Started, episode 3: Navigating a desktop experience](#)
- [Supported systems & requirements: Find out what will and will not work](#)
- [If you require support, check our FAQ](#)

